

High Cholesterol Solutions

THANK YOU VERY MUCH FOR READING **HIGH CHOLESTEROL SOLUTIONS**. MAYBE YOU HAVE KNOWLEDGE THAT, PEOPLE HAVE SEARCH HUNDREDS TIMES FOR THEIR CHOSEN NOVELS LIKE THIS HIGH CHOLESTEROL SOLUTIONS, BUT END UP IN INFECTIOUS DOWNLOADS.

RATHER THAN READING A GOOD BOOK WITH A CUP OF TEA IN THE AFTERNOON, INSTEAD THEY JUGGLED WITH SOME INFECTIOUS BUGS INSIDE THEIR LAPTOP.

HIGH CHOLESTEROL SOLUTIONS IS AVAILABLE IN OUR BOOK COLLECTION AN ONLINE ACCESS TO IT IS SET AS PUBLIC SO YOU CAN DOWNLOAD IT INSTANTLY.

OUR BOOKS COLLECTION SPANS IN MULTIPLE LOCATIONS, ALLOWING YOU TO GET THE MOST LESS LATENCY TIME TO DOWNLOAD ANY OF OUR BOOKS LIKE THIS ONE.

MERELY SAID, THE HIGH CHOLESTEROL SOLUTIONS IS UNIVERSALLY COMPATIBLE WITH ANY DEVICES TO READ

FLEXICARE - DISCOVERY

INNOVATIVE, INTEGRATED HEALTHCARE PRODUCT TO COMPLEMENT THE EXISTING HEALTHCARE SOLUTIONS AVAILABLE TO EMPLOYEES. FLEXICARE OFFERS YOUR BUSINESS EMPLOYEES ACCESS TO ESSENTIAL DAY-TO-DAY BENEFITS THROUGH HIGH-QUALITY, PRIVATE HEALTHCARE PROVIDERS IN THE DISCOVERY HEALTH NETWORK. IN ADDITION, YOUR EMPLOYEES WILL ALSO HAVE ACCESS TO EMERGENCY PRIVATE HEALTHCARE COVER FOR A ...

BIOLOGICAL MEMBRANES: FUNCTIONS, STRUCTURES

•CHOLESTEROL •LIPIDS IN MEMBRANES ARE AMPHIPATHIC (AMPHIPHILIC), •HAVING BOTH HYDROPHOBIC AND HYDROPHILIC ENDS •ORIENTATION OF AMPHIPATHIC COMPOUNDS (LIPIDS) IN AQUEOUS SOLUTION IS TO PREVENT HYDROPHOBIC REGION COMING INTO CONTACT WITH WATER MOLECULES, 5. DIAGRAM OF THE STRUCTURE OF MEMBRANE LIPID 6. WHAT IS THE STRUCTURE OF THE MICELLE? •INTERACTION OF FATTY ACID AND ALKALINE ...

OPINION EDITORIAL "OP ED" TEMPLATE

28/09/2017 • BE SURE TO SHOW WHY THESE SOLUTIONS ARE EFFECTIVE. INCLUDE A CALL TO ACTION – SUCCESS IS A COMMUNITY EFFORT. STRUCTURE & GUIDANCE HEADING TITLE DATE AUTHOR, TITLE, CREDENTIALS THE OPENER THE FIRST PARAGRAPH OF YOUR OP-ED SHOULD SET UP THE PROBLEM. NOTICE HERE, THE AUTHOR STARTS WITH LOCAL DATA THAT DRIVES HOME THE MESSAGE THAT OBESITY IS A ...

PROBLEM SET #10 ASSIGNED NOVEMBER 8, 2013 DUE FRIDAY, ...

WE THINK THIS IS A REASONABLE APPROACH, BUT THE VALUE SEEMS HIGH CONVERT TO PER MOLE, ρ DETERMINE SIZE PER MOLECULE . 3 4. THE VAPOR PRESSURE OF AN UNKNOWN SOLID IS APPROXIMATELY GIVEN BY $\ln(P/T_{\text{ORR}}) = 22.413 - 2035(K/T)$, AND THE VAPOR PRESSURE OF THE LIQUID PHASE OF THE SAME SUBSTANCE IS APPROXIMATELY GIVEN BY $\ln(P/T_{\text{ORR}}) = 18.352 - 1736(K/T)$. A. CALCULATE H ...

GEN5 SAMPLE PROTOCOLS AND EXPERIMENTS GUIDE

SOLUTIONS CAN BE DETERMINED BY A SIMPLE ABSORBANCE MEASUREMENT. FOR EXAMPLE, THE EXTINCTION COEFFICIENT FOR dsDNA (1 mg/mL) AT 260 nm IS 20 ODS FOR A 1 cm PATHLENGTH; THIS CAN BE RECALCULATED TO MEAN 1.0 OD HAS A CONCENTRATION OF 50 mg/mL. PROTOCOL NAME: dsDNA QUANTIFICATION BLANK PLATE.PRT

MARK SCHEME (FOUNDATION) : PAPER 1 - SAMPLE SET 1 - AQA

• HIGH-FAT DIET HAVING HIGH BLOOD PRESSURE • LACK OF EXERCISE HAVING HIGH CHOLESTEROL ALLOW: ... RANGE OF AT LEAST 3 PH VALUES/ USE OF BUFFER SOLUTIONS . OR • • • MARK . AQA.ORG.UK . AQA ...

FINAL EXAM MULTIPLE CHOICE - BOSTON UNIVERSITY




THE FOLDED STATES OF GLOBULAR PROTEINS IN AQUEOUS SOLUTIONS ARE STABILIZED PRIMARILY BY _____. A. HYDROPHOBIC INTERACTIONS B. PEPTIDE BONDS C. PHOSPHODIESTER BONDS D. IONIC BONDS E. DISULFIDE BONDS 5. WHICH OF THESE STATEMENTS ABOUT ENZYME-CATALYZED REACTIONS THAT OBEY MICHAELIS-MENTEN KINETICS IS FALSE? A. AT SATURATING LEVELS OF SUBSTRATE, THE RATE OF AN ENZYME-

CATALYZED ...

STATE OF NEW MEXICO HEALTH BENEFITS SHORT/LONG TERM...

THE WELL-BEING SOLUTIONS PROGRAM (EAP) IS AN AUTOMATIC BENEFIT AVAILABLE TO ANY SONM/LPB EMPLOYEE, THEIR HOUSEHOLD FAMILY MEMBERS, AND ELIGIBLE DEPENDENTS, WITH NO NEED TO ENROLL. THE BENEFIT OFFERS FIVE (5) FREE COUNSELLING SESSIONS PER ISSUE, IS COMPLETELY CONFIDENTIAL AND IS AVAILABLE BY PHONE 24/7, 365 DAYS A YEAR. CALL 833.515.0771 TO MAKE AN APPOINTMENT, AND BE ...

PRODUCT GUIDE - NESTLE HEALTH SCIENCE

OF SOLUTIONS HELPS YOUR PATIENTS WHETHER THEIR GOAL IS TO MANAGE THEIR DISEASE, RECOVER BETTER AND FASTER, OR STAY HEALTHY. OUR RANGE OF PRODUCTS ADDRESSES STANDARD AND DISEASE-SPECIFIC NUTRITIONAL NEEDS AND OUR RELATED SERVICES INCLUDE HEALTHCARE PROFESSIONAL EDUCATION. NESTLE  HEALTH SCIENCE IS A WHOLLY OWNED SUBSIDIARY OF NESTLE  S.A. UPDATED JUNE-21 WELCOME TO NESTLE  ...

EAT YOUR - MARK HYMAN

OILS) AND POOR QUALITY FATS, HIGH FRUCTOSE CORN SYRUP, ARTIFICIAL SWEETENERS AND FLAVORINGS, PRESERVATIVES, DYES AND ANYTHING YOU COULD NOT IMAGINE GROWING IN NATURE. ALL OF THIS STUFF LITERALLY CONFUSES THE BODY. YOUR WEIGHT REGULATION AND METABOLISM MALFUNCTIONS. MSG (MONOSODIUM GLUTAMATE), FOR EXAMPLE, FOUND IN MOST PROCESSED FOODS OFTEN UNDER OTHER NAMES SUCH AS ...

SECTION 1: PROFESSIONAL DEVELOPMENT AND RESPONSIBILITY - NASM

• CHOLESTEROL IS A WAXY SUBSTANCE FOUND IN THE BLOOD THAT IS MADE UP OF A COMBINATION OF PROTEIN AND FATTY ACIDS. • DIABETES IS A DISEASE IN WHICH BLOOD GLUCOSE LEVELS ARE TOO HIGH. GLUCOSE COMES FROM THE FOODS WE EAT. • INSULIN IS A HORMONE PRODUCED BY THE PANCREAS THAT HELPS GLUCOSE GET INTO CELLS TO PROVIDE THE ENERGY FOR WORK.

EXAMPRO GCSE BIOLOGY - MOUNT GRACE SCHOOL

IF THE DIET CONTAINS TOO MUCH CHOLESTEROL, SOME OF IT MAY FORM 'GALLSTONES' IN THE BILE. €€€€€€€€€€ THESE GALLSTONES MAY PREVENT BILE FROM MOVING OUT OF THE GALL BLADDER INTO THE SMALL INTESTINE. €€€€€€€€€€ BILIRUBIN IS A YELLOW-BROWN BILE PIGMENT. THIS PIGMENT IS PRODUCED BY THE LIVER FROM HAEMOGLOBIN RELEASED BY BROKEN-DOWN RED BLOOD CELLS. SUGGEST HOW ...

WORKPLACE STRESS 1

OVERVIEW OF THE CAUSES, THE EFFECTS, AND THE SOLUTIONS MELANIE BICKFORD ... • INCREASED CHOLESTEROL AND FATTY ACIDS IN BLOOD FOR ENERGY PRODUCTION SYSTEMS • LOCALIZED INFLAMMATION (REDNESS, SWELLING, HEAT AND PAIN) • FASTER BLOOD CLOTTING • INCREASED PRODUCTION OF BLOOD SUGAR FOR ENERGY • INCREASED STOMACH ACIDS WHEN THIS SET OF REACTIONS IS CONTINUOUSLY ACTIVATED, ...

TERMINOLOGY, ABBREVIATIONS, AND SYMBOLS AVERA EDUCATION

TERMINOLOGY, ABBREVIATIONS, AND SYMBOLS AVERA EDUCATION & STAFFING SOLUTIONS MEDICATION AIDE TRAINING PROGRAM 1 1/9/2020